

Be Jane.
Empower Your Life

Log In | Register

 Search

Join **BeJane.com** Today!
Click Here to Register!



Lifestyle

Projects

Featured Jane

Forums

Videos

Miscellaneous

Cool Tools

Projects

Lifestyle

Heidi's Blog

Brooke's Blog

Forum





Tackle Clogs with a Cool Tool

Login or Register to rate this Print



Year: 2007
Product: FlexiSnake Hair Clog Tool

Why we like it: OK, so first off - we're women. And what do women have a lot of? Hair! Over time, you can count on your bathroom sink getting clogged with it. Before you start pouring chemicals down the drain or-yikes--hiring a plumber, try this simple little gadget. It's a tiny snake (the plumber's kind, not the slithery creature) that grabs hold of any hair lodged just below the drain itself. That's our kind of snake! And at under \$5, it's definitely worth keeping a couple around the house.



Did you know that, on average, humans lose about one hundred hairs a day? Multiply that by a few family members and one bathroom drain and before long you have a major clog on your hands. Hair is the most frequent culprit in slow or stuck drains in the bathroom.

Using chemicals to remedy the problem isn't good for your pipes, doesn't always work and further pollutes the planet with more toxic chemicals. Calling a plumber can cost you upwards of a hundred bucks, which is ridiculous since you may be able to unclog the drain yourself.

We've recently stumbled upon the [FlexiSnake](#), a cool tool that allows you to do what a plumber would do, at a fraction of the cost. Simply push the serpent-like contraption down the drain and its Velcro head will ensnare the clog and bring it to the surface. (Why didn't we invent that?)

[Watch the Video](#)


Step 1

The rule of thumb is, the quicker your sink backs up the higher up the pipe the clog is. So, if you are noticing quick fill time, you won't have to feed the snake very far down into the pipe.



Step 2

Push the tubing into the drain until you meet resistance. This is the spot. Twist and move that Flexisnake around.



Step 3

Slowly pull the snake out. You should be greeted by a revolting wad of tangled wet hair and other gunk. Throw the junk away and clean off the tool (another reason we buy disposable gloves by the 100). Keep

feeding the tube down into the sink until the sticky head comes back clean. Then, run hot water down the drain for about a minute. This will clean away any excess stoppages.

It's good practice to clean your drains regularly so you don't have to eventually deal with a massive stop up. Pouring boiling water down the drain once a month helps, too. After all, your pipes deserve some pampering for dealing with all of that hair.

Related Links:

- [Cool Tool Corner Index](#)
- [Other Drain Unclog Options](#)
- [See Other Projects You Can Use Cool Tools On](#)

For more information:

The company web site has detailed product information at www.flexisnake.com.

Bookmark/Search this post with:



ADVERTISEMENT

right now on
ebay

drain snake Search



\$239.99 [SEWER SNAKE AUGER DRAIN CLEANER 50ft. 1/3HP](#)



\$4.99 [25' DRAIN CLEANER SNAKE Plumber Opener Plumbing NEW NR](#)



\$0.99 [PORTABLE ELECTRIC DRAIN CLEANER SNAKE AUGER TADD](#)

[SEE MORE LIKE THIS](#)

right now on
ebay

Search